

12'x6'x6' (ID) VAULT WITH FLOOR

SS120-61206 F
L1307-7248

PRODUCT INFORMATION

12'x6'x6' (ID)
UTILITY VAULT

BASE=15,300
RISE= 8,500 # LID = 5,200 #
*design may vary

SPECIFICATIONS

MEETS ASTM C858 & C857

RATING: NON-TRAFFIC

CONCRETE TO BE 4,000 PSI
@ 28 DAYS

REINFORCING STEEL MEETS
ASTM A 615

10" STEPS ON 12" CENTERS

BUTYL SEALANT MEETING ASTM
C 990 TO BE USED ON JOINTS

ACCESS HATCH SHALL BE
FABRICATED WITH 1/4"
ALUMINUM DIAMOND PLATE
DESIGNED TO SUPPORT 300 psf
72"x48" FRAME OPENING
EQUIPPED WITH: SLAM LOCK,
PUSH MOUNT LIFT HANDLE,
HOLD-OPEN ARM, SS HARDWARE
AND HINGES

PENETRATIONS SIZE AND
LOCATION VARY PER JOB

CALL FOR ADDITIONAL SPECS



DRAWING INFORMATION

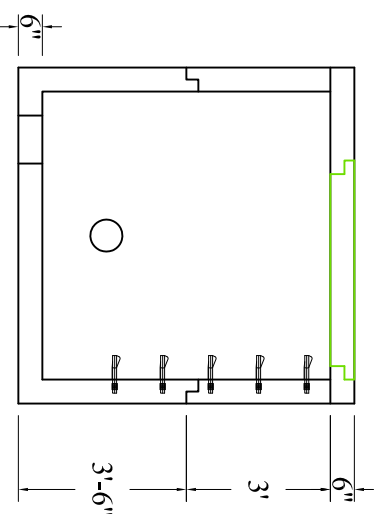
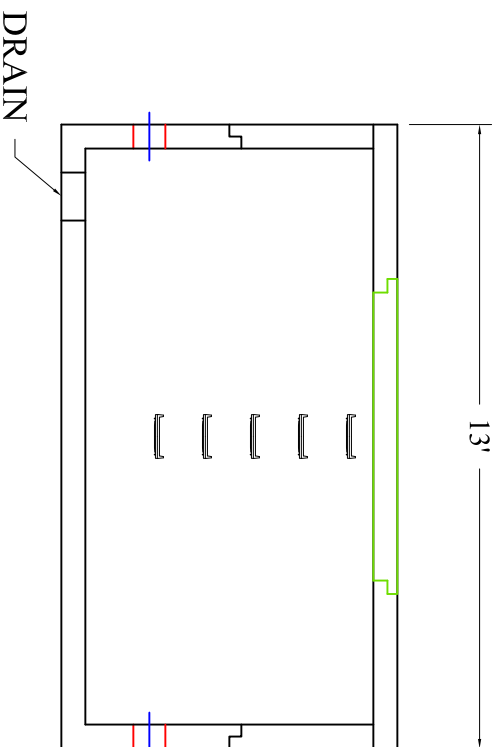
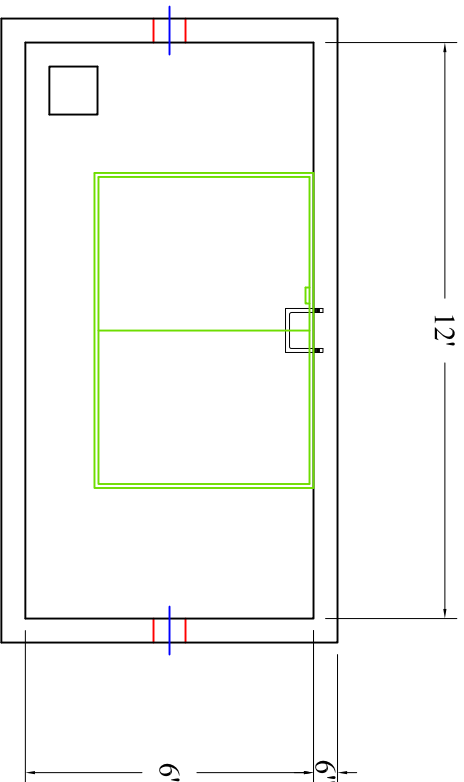
Drawn By: JIG
Checked By: CBC
Revision: 1
Date: 1/30/17

APPROVED BY: _____

print: _____

sign: _____

*actual dimensions may vary slightly



Scale: 1/4" = 1'



**BARTOW
PRECAST**

770.382.4462
sales@bartowprecast.com
WWW.BARTOWPRECAST.COM